

ALL ALUMINUM WEBBED DISCUS RING
INSTALLATION INSTRUCTIONS

THE WEBBED DISCUS RING IS MANUFACTURED IN TWO PIECES THAT IS DESIGNED TO BE BOLTED TOGETHER BEFORE INSTALLATION INTO CONCRETE TO FORM A 3/4" DEEP DEPRESSED THROWING SURFACE PAD.

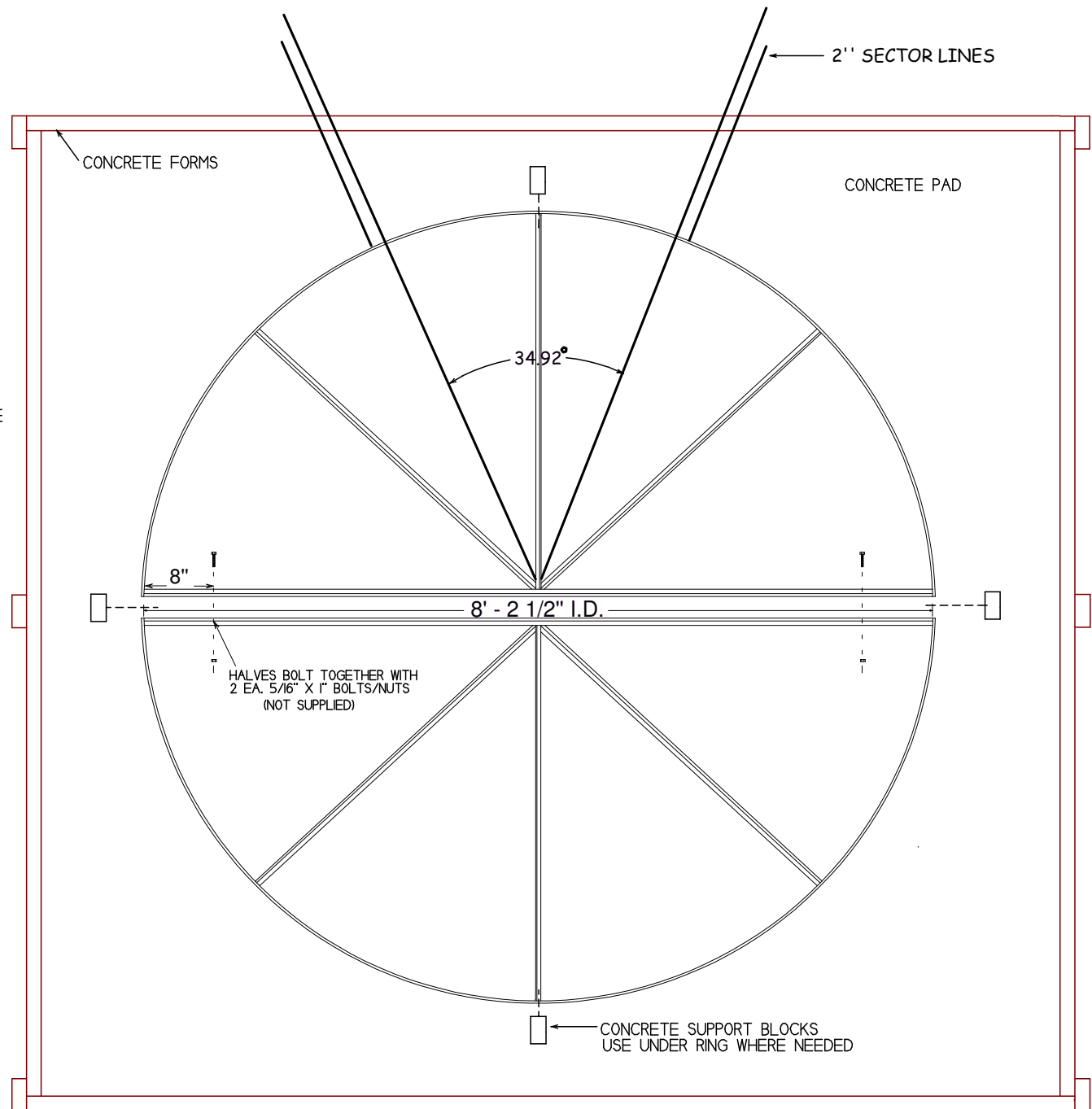
WE RECOMMEND ALL INSTALLATIONS TO BE DONE BY A QUALIFIED CONTRACTOR FAMILIAR WITH TRACK AND FIELD CONSTRUCTION AND ALL LOCAL CODES AND RESTRICTIONS.

CONSTRUCT FORMS AND BLOCK RING TO BRING IT TO THE PROPER HEIGHT:

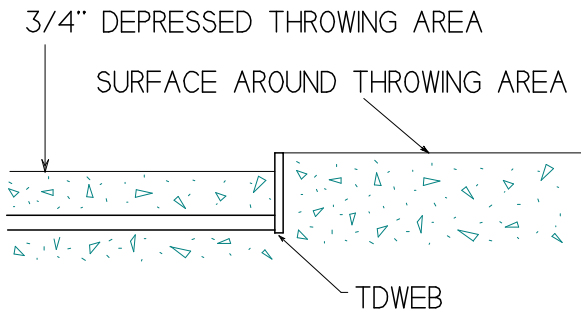
OUTSIDE-TOP EDGE OF RING - TO BE FLUSH WITH THE FINISHED SURFACE.

INSIDE OF RING - TO BE 3/4" BELOW TOP OF RING. NOTE: TRACK AND FIELD RULES STATE THAT THE THROWING SURFACE AND THE LANDING AREA TO BE ON THE SAME LEVEL.

LOCATE PAD AND RING AT THE PROPER PLACE ON THE TRACK. BY MARKING THE REQUIRED SECTOR LINES.



SIDE VIEW OF INSTALLED RING



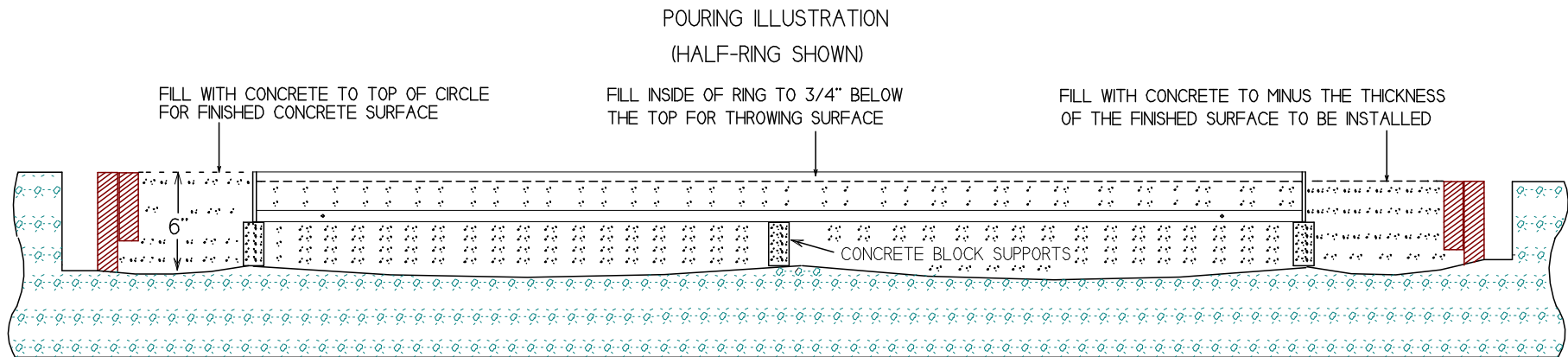
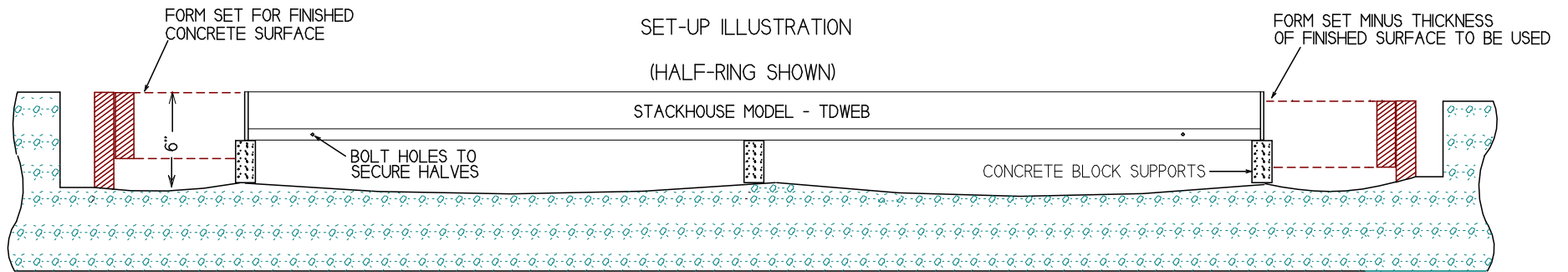
www.stackhouseathletic.com

STACKHOUSE
athletic equipment
Phone: (503) 363-1840 Toll Free: (800) 285-3604
Fax: (503) 363-0511 www.stackhouseathletic.com

ALL ALUMINUM WEBBED DISCUS RING		DATE: 12-08
INSTALLATION DRAWING		DRAWN BY: S.L.
PAGE 1 of 2	PRODUCT CODE: TDWEB	DWG: TDWEB INST PG1-REV-08

ALL ALUMINUM WEBBED DISCUS RING INSTALLATION INSTRUCTIONS

1. DRAWINGS ARE FOR ILLUSTRATION PURPOSES AND RECOMENDED INSTALLATION PROCEDURES. WE RECOMEND ALL INSTALLATIONS BE DONE BY A QUALIFIED CONTRACTOR THAT IS FAMILIAR WITH TRACK AND FIELD CONSTRUCTION AND ALL LOCAL CODES AND RESTRICTIONS.
2. BOLT RINGS TOGETHER TO FORM A CIRCLE.AND POSITION AS SHOWN. TOP OF RING SHOULD BE HELD EVEN WITH THE TOP OF THE FORMS IF A FINISHED CONCRETE SURFACE IS USED. SET FORMS MINUS THE THICKNESS OF FINISHED SURFACE IF ARTIFICIAL IS USED. SECURE RING DOWN IN POSITION WITH ANCHORS BEFORE PORING CONCRETE.
3. INSTALL A DRAIN IF REQUIRED.ACCORDING TO LOCAL REGULATIONS. INSTALL AS TO NOT INTERFERE WITH ATHLETE.
4. ON THE INSIDE OF RING, POUR AND LEVEL CONCRETE TO 3/4" BELOW THE TOP OF RING. THIS WILL FORM THE 3/4" DEPRESSED THROWING SURFACE. OUTSIDE TOP EDGE OF RING TO BE FLUSH WITH THE FINISHED SURFACE.



www.stackhouseathletic.com

STACKHOUSE
athletic equipment

Phone: (503) 363-1840 Toll Free: (800) 285-3604
Fax: (503) 363-0511 www.stackhouseathletic.com

ALL ALUMINUM WEBBED DISCUS RING
INSTALLATION DRAWING

PAGE 2 of 2

PRODUCT CODE: TDWEB

DATE: 12-08

DRAWN BY: S.L.

DWG: TDWEB INST PG2-REV-08