



FOUL POLES

Jaypro Sports offers a wide variety of Baseball and Softball Foul Pole sizes to fit most facilities needs

Professional - Foul poles designed to optimize air passage and engineered to withstand up to 130 mph winds!

Recommended for:

Professional and **Collegiate Programs**




Collegiate - Baseball and Softball foul poles with a zinc undercoating and powder coat finish.

Recommended for:

Collegiate and **High School Programs**

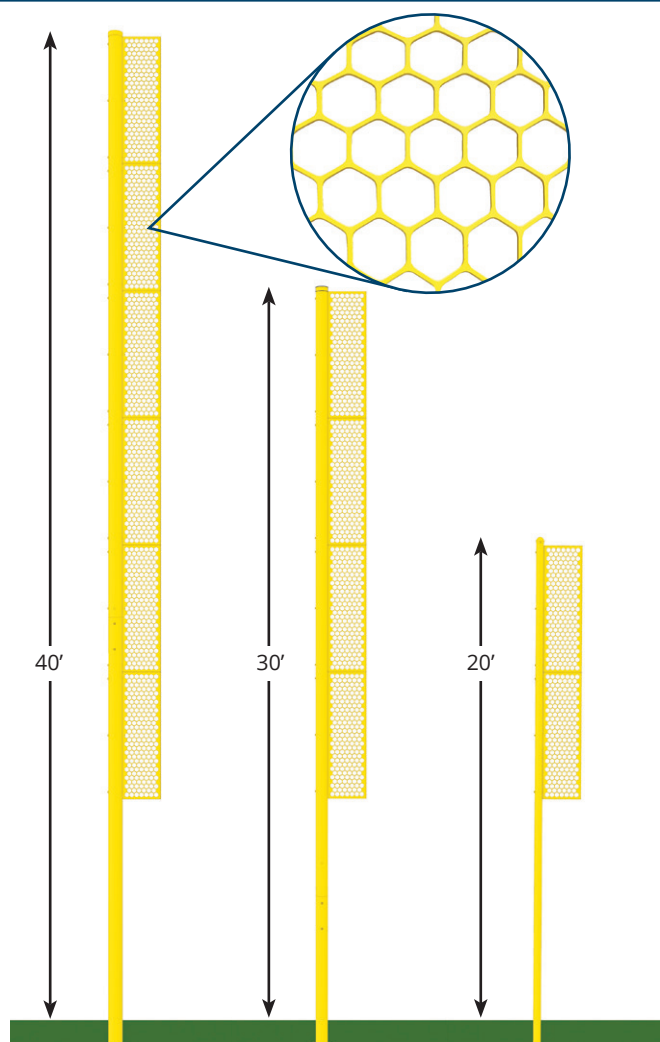
Installation options:

Permanent/Semi-Permanent or
Surface Mount

AVAILABLE IN:  YELLOW  WHITE  ORANGE

For more information,
scan below or go to:
www.jaypro.com/Foul-Poles





20' PROFESSIONAL FOUL POLE

- Main upright is 3½" OD Sch 40 zinc coated steel (1 piece)
- (2) 5'H x 18"W x 2"D bolt-on wing panels made of 11 gauge perforated steel

Perm/Semi-Perm BBFP-20 (PAIR)
Surface Mount BBFP-20SM (PAIR)

30' PROFESSIONAL FOUL POLE

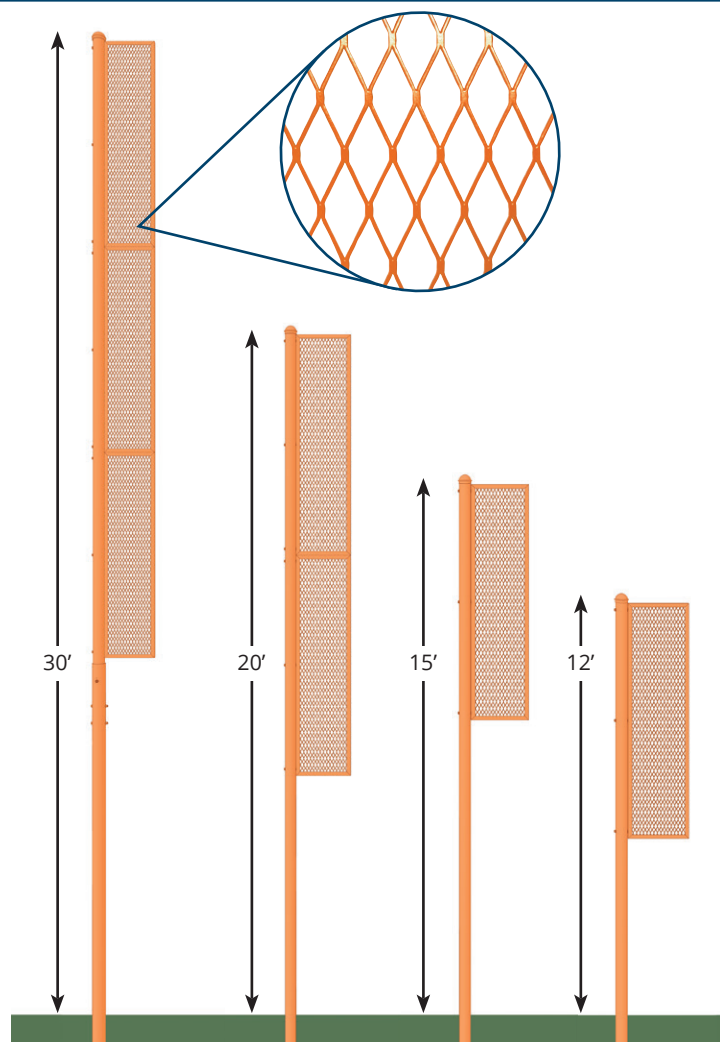
- Main upright is 5¾" OD Sch 40 zinc coated steel (2 piece)
- (4) 5'H x 18"W x 2"D bolt-on wing panels made of 11 gauge perforated steel

Perm/Semi-Perm BBFP-30 (PAIR)
Surface Mount BBFP-30SM (PAIR)

40' PROFESSIONAL FOUL POLE

- Main upright is 6¾" OD Sch 40 zinc coated steel (2 piece)
- (6) 5'H x 18"W x 2"D bolt-on wing panels made of 11 gauge perforated steel

Perm/Semi-Perm BBFP-40 (PAIR)
Surface Mount BBFP-40SM (PAIR)



12' BASEBALL/SOFTBALL FOUL POLE

- 3½" heavy-duty steel tube pole (1 piece)
- (1) 6'H x 18"W bolt-on all steel expanded metal wing panel

Perm/Semi-Perm BBSBFP-12 (PAIR)
Surface Mount BBSBFP-12SM (PAIR)

15' COLLEGIATE FOUL POLE

- 3½" heavy-duty steel tube pole (1 piece)
- (1) 6'H x 18"W bolt-on all steel expanded metal wing panel

Perm/Semi-Perm BBSBFP-15 (PAIR)
Surface Mount BBSBFP-15SM (PAIR)

20' COLLEGIATE FOUL POLE

- 3½" heavy-duty steel tube pole (1 piece)
- (2) 6'H x 18"W bolt-on all steel expanded metal wing panels

Perm/Semi-Perm BBCFP-20 (PAIR)

30' COLLEGIATE FOUL POLE

- 4½" heavy-duty steel tube pole (2 piece)
- (3) 6'H x 18"W bolt-on all steel expanded metal wing panels

Perm/Semi-Perm BBCFP-30 (PAIR)