

# Bleachers and Bench Colors



## SPECIFICATIONS

Sturdy rust-resistant aluminum bench for athletic fields, public parks, and sport complexes that will provide years of use for your team or league.

Constructed of 10" wide anodized aluminum non-skid seat planks and backrests with 2" square heavy-duty rust-resistant steel legs for a strong, stable base.

Player Benches installation choices include portable, in-ground, or surface mount. Available in 7.5', 15', 21' and 27' lengths.

Bleachers include dual braces and rear stabilizing bars for increased strength with galvanized steel understructure. Available in 7.5', 15', 21' and 27' lengths in 2, 3 and 4 row configurations.

Enclosed bleachers add vertical guardrails or chain-link enclosure. Available in 15', 21' and 27' lengths in 5 and 10 row configurations.

### Custom Colors

Powder coat options are available on all benches and bleachers. Coordinate the Bleacher/Benches with your project colors.



Risers and double foot planks added to bleachers over 30" high for code and safety regulations. Specify plank, understructure, and/or guardrail colors when ordering powder coat option. Powder coat finish not available on chain-link enclosures or 10 row bleachers.




## COLORCHART

*Actual colors may vary slightly from samples*

### Textured - Non-Skid

			
BLACK	NAVY BLUE RAL 5003 PMS 540C	ROYAL BLUE RAL 5005 PMS 294C	MAROON RAL 3005 PMS 490C
			
RED RAL 3020 PMS 485C	YELLOW RAL 1018 PMS 123C	DARK GREEN RAL 6005 PMS 3308C	KELLY GREEN RAL 6024 PMS 348
			
*GOLD PM212458 PMS 1245C	PRO YELLOW RAL 1016 PMS 604C	WHITE	

### Not Textured

		
ORANGE RAL 2004 PMS 1655	PURPLE PPF60058 PMS 669C	GREY RAL 7045 PMS 423C